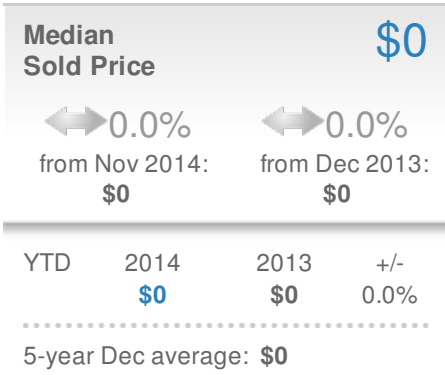
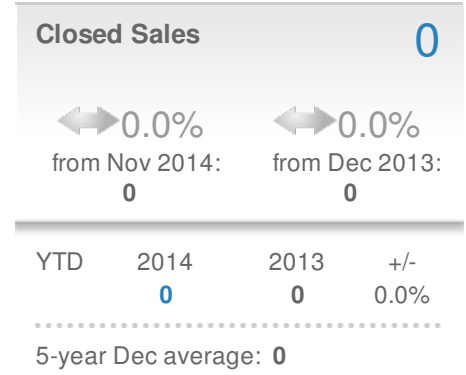
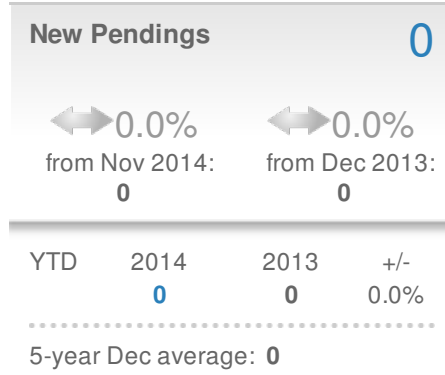
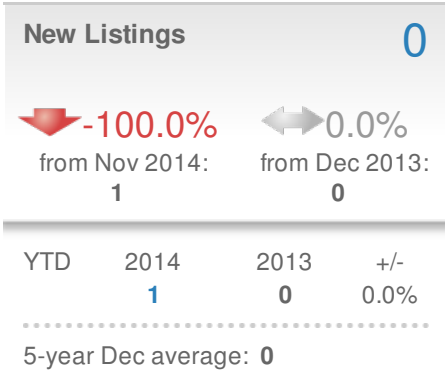


**December 2014**

22066 - Attached



**Summary**

In 22066, the median sold price for Attached properties for December was \$0, representing no change compared to last month and no change from Dec 2013. The average days on market for units sold in December was 0 days, the same as the 5-year December average of 0 days. There was no month over month change in new contract activity with 0 New Pendings; no MoM change in All Pendings (new contracts + contracts carried over from November) with 0; and no change in supply with 1 active units.

This activity resulted in a Contract Ratio of 0.00 pendings per active listing, no change from November and an increase from 0.00 in December 2013. The Contract Ratio is the same as the 5-year December average of 0.00. A higher Contract Ratio signifies a relative increase in contract activity compared to supply, and indicates the market is moving in the seller's favor. A lower Contract Ratio signifies a relative decrease in contract activity compared to supply, and indicates the market is moving in the buyer's favor.

